



Moving Day

Your essential checklist



1. Label your boxes well


It can be very confusing packing all your possessions into boxes! The key is to keep a level head and make sure you pack a room at a time, marking on each box what's in it (especially if fragile) and which room in your new place it will go in. Then when you get to your new house life will be a lot easier.

 *Top tip for an easy life: invest in a good marker pen that won't smudge if it has to write on packing tape!



2. Don't overfill the boxes

If your boxes seem especially sturdy it can be tempting to overfill them or put too many heavy items in them – for example lots of books. However, this could be a fatal mistake if your boxes aren't as strong as you think. The last thing you want is for your possessions to be spread all over the driveway when the box finally gives way!

 *Top tip for packing heavy boxes: make sure you've put plenty of tape on the bottom, both ways, to give it more stability.



3. Keep back some essentials to unpack first.


You will be so pleased you've done this! Keep a special box for the kettle, mugs, teabags, coffee & even milk if you can manage it, along with some biscuits. You need to bring this special box with you so you can open it straight away when you get to your new place. There is nothing like a hot drink to make you feel as though you're home! (Your removal team will thank you for it too!)



4. Be ready in the morning!

You will always have bits and pieces that get packed last minute. On the morning of your move be systematic: go from top to bottom of the house, packing bedding, taking the bed apart if it will, packing the rest of your toiletries in the bathroom, then all your kitchen items that you've kept out for the morning.

Don't assume your delivery team will be late. Work to the time you've agreed with them!


 *Allow more time than you think you'll need. There's nothing worse than leaving your home for the last time in a panic!



5. Don't forget to take the meter readings

In the excitement of the day, practicalities like taking meter readings can get pushed into the background. But if you forget, you'll really regret it when you're trying to close the gas or electricity account for that property.

And when you get to your new property, take the readings there straight away. Then you can relax!



*Make it quick and easy by taking a photo with your mobile phone.



6. Expect to co-ordinate


Delivery teams such as Jonills Removals work together all the time and have vast experience of packing a van, looking after your possessions and placing them in the right place at the new property. But they'll always need a bit of direction from you as to whether there's anything you want left behind, and what goes where in the new place. So let them do their job, but be there to direct them so you can sort out your things more easily.



7. Do a final check

When all your things are packed in the lorry and the house is empty it's tempting to run out and leave it all so you can get to your new place! But this is probably the last time you'll be there, and it is your responsibility to ensure all your possessions are on the van, so do a final check round, make sure the windows and doors are all locked and the power is off.

Then you can wave goodbye.


 *Don't forget your arrangements for the keys. If you're leaving some behind, make sure you don't take them with you!



8. Have fun unpacking!

With the right removals team you'll be surprised by how quickly your actual move takes.

Once you've said goodbye to your removal team you'll no doubt be surrounded by boxes, wondering how you're going to unpack them all! If you've labelled your boxes and co-ordinated your team, the organisation will be half done. Now you can take your time, arrange your possessions in their new places and imagine the possibilities of life in your new home.



This checklist was produced by Jonills Removals and Storage.

If you're moving house and need a reliable removals or storage company, we'd love to help. Take a look at our website at

<http://jonills-removals.co.uk>,

then get in touch on 01159 602 092 to discuss your needs.



We also offer piano removals and specialist storage services. Call us or check our website for more details!

JONILLS
REMOVALS & STORAGE

